


GLOBAL  
EDITION



# University Calculus

## *Early Transcendentals*

Fourth Edition in SI Units

Joel Hass

Christopher Heil

Przemyslaw Bogacki

Maurice D. Weir

George B. Thomas, Jr.



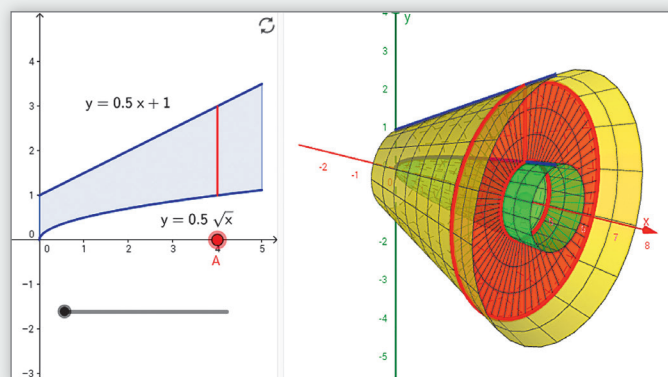
# MyLab Math for University Calculus, 4e in SI Units

(access code required)

MyLab™ Math is the teaching and learning platform that empowers instructors to reach every student. By combining trusted author content with digital tools and a flexible platform, MyLab Math for *University Calculus, 4e in SI Units*, personalizes the learning experience and improves results for each student.

## Interactive Figures

A full suite of Interactive Figures was added to illustrate key concepts and allow manipulation. Designed in the freely available GeoGebra software, these figures can be used in lecture as well as by students independently.



Question Help

A force of 18 N will stretch a rubber band 12 cm (0.12 m). Assuming that Hooke's law applies, how far will a 6-N force stretch the rubber band? How much work does it take to stretch the rubber band this far?

How far will a 6-N force stretch the rubber band?

m  
(Simplify your answer.)

Set up the integral that gives the work required, in joules.

$W = \int_0^{0.04} 150x \, dx$

How much work does it take to stretch the rubber band given a 6-N force?

J  
(Simplify your answer.)

## Questions that Deepen Understanding

MyLab Math includes a variety of question types designed to help students succeed in the course. In Setup & Solve questions, students show how they set up a problem as well as the solution, better mirroring what is required on tests. Additional Conceptual Questions were written by faculty at Cornell University to support deeper, theoretical understanding of the key concepts in calculus.

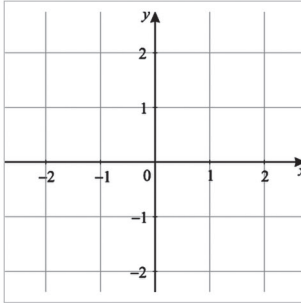
## Learning Catalytics

Now included in all MyLab Math courses, this student response tool uses smartphones, tablets, or laptops to engage students in more interactive tasks and thinking during lecture. Learning Catalytics™ fosters student engagement and peer-to-peer learning with real-time analytics.

10:41 AM learningcatalytics.com

**sketch question**

Sketch a graph of a function  $f$  that satisfies the following conditions:  $\lim_{x \rightarrow -\infty} f(x) = 2$ ,  $\lim_{x \rightarrow 0^-} f(x) = -\infty$ ,  $\lim_{x \rightarrow 0^+} f(x) = \infty$ ,  $\lim_{x \rightarrow \infty} f(x) = 0$ .



10:45 AM learningcatalytics.com

**multiple choice question**

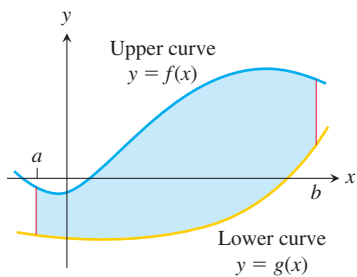
True or False. As  $x$  increases to 100,  $f(x) = \frac{1}{x}$  gets closer and closer to 0, so the limit as  $x$  goes to 100 of  $f(x)$  is 0. Be prepared to justify your answer.

A.

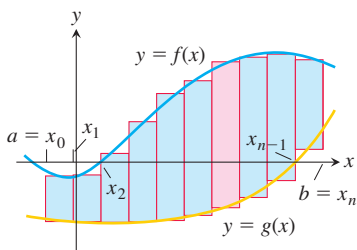
B.

☒ [Send a message to the instructor](#)  
☒ [Join another session](#)

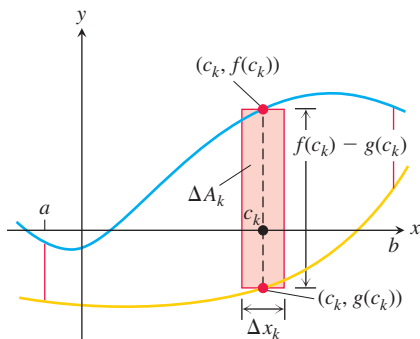




**FIGURE 5.25** The region between the curves  $y = f(x)$  and  $y = g(x)$  and the lines  $x = a$  and  $x = b$ .



**FIGURE 5.26** We approximate the region with rectangles perpendicular to the  $x$ -axis.



**FIGURE 5.27** The area  $\Delta A_k$  of the  $k$ th rectangle is the product of its height,  $f(c_k) - g(c_k)$ , and its width,  $\Delta x_k$ .

### Proof of Part (a)

$$\begin{aligned}
 \int_{-a}^a f(x) dx &= \int_{-a}^0 f(x) dx + \int_0^a f(x) dx && \text{Additivity Rule for Definite Integrals} \\
 &= -\int_0^{-a} f(x) dx + \int_0^a f(x) dx && \text{Order of Integration Rule} \\
 &= -\int_0^a f(-u)(-du) + \int_0^a f(x) dx && \begin{array}{l} \text{Let } u = -x, du = -dx. \\ \text{When } x = 0, u = 0. \\ \text{When } x = -a, u = a. \end{array} \\
 &= \int_0^a f(-u) du + \int_0^a f(x) dx \\
 &= \int_0^a f(u) du + \int_0^a f(x) dx && \begin{array}{l} f \text{ is even, so} \\ f(-u) = f(u). \end{array} \\
 &= 2 \int_0^a f(x) dx
 \end{aligned}$$

The proof of part (b) is entirely similar, and you are asked to give it in Exercise 116. ■

**EXAMPLE 3** Evaluate  $\int_{-2}^2 (x^4 - 4x^2 + 6) dx$ .

**Solution** Since  $f(x) = x^4 - 4x^2 + 6$  satisfies  $f(-x) = f(x)$ , it is even on the symmetric interval  $[-2, 2]$ , so

$$\begin{aligned}
 \int_{-2}^2 (x^4 - 4x^2 + 6) dx &= 2 \int_0^2 (x^4 - 4x^2 + 6) dx \\
 &= 2 \left[ \frac{x^5}{5} - \frac{4}{3}x^3 + 6x \right]_0^2 \\
 &= 2 \left( \frac{32}{5} - \frac{32}{3} + 12 \right) = \frac{232}{15}.
 \end{aligned}$$

### Areas Between Curves

Suppose we want to find the area of a region that is bounded above by the curve  $y = f(x)$ , below by the curve  $y = g(x)$ , and on the left and right by the lines  $x = a$  and  $x = b$  (Figure 5.25). The region might accidentally have a shape whose area we could find with geometry, but if  $f$  and  $g$  are arbitrary continuous functions, we usually have to find the area by computing an integral.

To see what the integral should be, we first approximate the region with  $n$  vertical rectangles based on a partition  $P = \{x_0, x_1, \dots, x_n\}$  of  $[a, b]$  (Figure 5.26). The area of the  $k$ th rectangle (Figure 5.27) is

$$\Delta A_k = \text{height} \times \text{width} = [f(c_k) - g(c_k)] \Delta x_k.$$

We then approximate the area of the region by adding the areas of the  $n$  rectangles:

$$A \approx \sum_{k=1}^n \Delta A_k = \sum_{k=1}^n [f(c_k) - g(c_k)] \Delta x_k. \quad \text{Riemann sum}$$

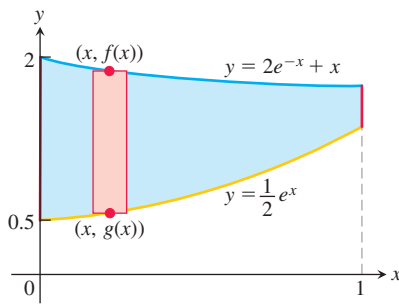
As  $\|P\| \rightarrow 0$ , the sums on the right approach the limit  $\int_a^b [f(x) - g(x)] dx$  because  $f$  and  $g$  are continuous. The area of the region is defined to be the value of this integral. That is,

$$A = \lim_{\|P\| \rightarrow 0} \sum_{k=1}^n [f(c_k) - g(c_k)] \Delta x_k = \int_a^b [f(x) - g(x)] dx.$$

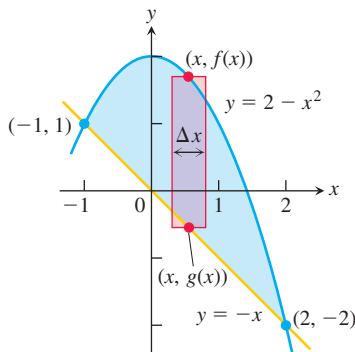
**DEFINITION** If  $f$  and  $g$  are continuous with  $f(x) \geq g(x)$  throughout  $[a, b]$ , then the **area of the region between the curves  $y = f(x)$  and  $y = g(x)$  from  $a$  to  $b$**  is the integral of  $(f - g)$  from  $a$  to  $b$ :

$$A = \int_a^b [f(x) - g(x)] dx.$$

When applying this definition it is usually helpful to graph the curves. The graph reveals which curve is the upper curve  $f$  and which is the lower curve  $g$ . It also helps you find the limits of integration if they are not given. You may need to find where the curves intersect to determine the limits of integration, and this may involve solving the equation  $f(x) = g(x)$  for values of  $x$ . Then you can integrate the function  $f - g$  for the area between the intersections.



**FIGURE 5.28** The region in Example 4 with a typical approximating rectangle.



**FIGURE 5.29** The region in Example 5 with a typical approximating rectangle from a Riemann sum.

**EXAMPLE 4** Find the area of the region bounded above by the curve  $y = 2e^{-x} + x$ , below by the curve  $y = e^x/2$ , on the left by  $x = 0$ , and on the right by  $x = 1$ .

**Solution** Figure 5.28 displays the graphs of the curves and the region whose area we want to find. The area between the curves over the interval  $0 \leq x \leq 1$  is

$$\begin{aligned} A &= \int_0^1 \left[ (2e^{-x} + x) - \frac{1}{2}e^x \right] dx = \left[ -2e^{-x} + \frac{1}{2}x^2 - \frac{1}{2}e^x \right]_0^1 \\ &= \left( -2e^{-1} + \frac{1}{2} - \frac{1}{2}e \right) - \left( -2 + 0 - \frac{1}{2} \right) \\ &= 3 - \frac{2}{e} - \frac{e}{2} \approx 0.9051. \end{aligned}$$

**EXAMPLE 5** Find the area of the region enclosed by the parabola  $y = 2 - x^2$  and the line  $y = -x$ .

**Solution** First we sketch the two curves (Figure 5.29). The limits of integration are found by solving  $y = 2 - x^2$  and  $y = -x$  simultaneously for  $x$ .

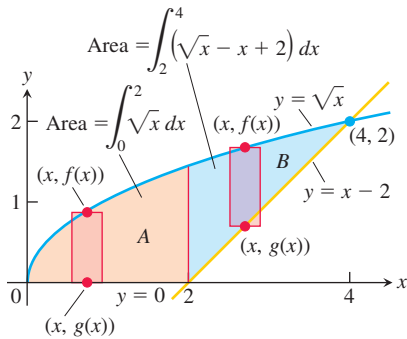
$$\begin{aligned} 2 - x^2 &= -x && \text{Equate } f(x) \text{ and } g(x). \\ x^2 - x - 2 &= 0 && \text{Rewrite.} \\ (x + 1)(x - 2) &= 0 && \text{Factor.} \\ x = -1, \quad x = 2. &&& \text{Solve.} \end{aligned}$$

The region runs from  $x = -1$  to  $x = 2$ . The limits of integration are  $a = -1$ ,  $b = 2$ .

The area between the curves is

$$\begin{aligned} A &= \int_{-1}^2 [f(x) - g(x)] dx = \int_{-1}^2 [(2 - x^2) - (-x)] dx \\ &= \int_{-1}^2 (2 + x - x^2) dx = \left[ 2x + \frac{x^2}{2} - \frac{x^3}{3} \right]_{-1}^2 \\ &= \left( 4 + \frac{4}{2} - \frac{8}{3} \right) - \left( -2 + \frac{1}{2} - \frac{1}{3} \right) = \frac{9}{2}. \end{aligned}$$

If the formula for a bounding curve changes at one or more points, we subdivide the region into subregions that correspond to the formula changes and apply the formula for the area between curves to each subregion.



**FIGURE 5.30** When the formula for a bounding curve changes, the area integral changes to become the sum of integrals to match, one integral for each of the shaded regions shown here for Example 6.

**EXAMPLE 6** Find the area of the region in the first quadrant that is bounded above by  $y = \sqrt{x}$  and below by the  $x$ -axis and the line  $y = x - 2$ .

**Solution** The sketch (Figure 5.30) shows that the region's upper boundary is the graph of  $f(x) = \sqrt{x}$ . The lower boundary changes from  $g(x) = 0$  for  $0 \leq x \leq 2$  to  $g(x) = x - 2$  for  $2 \leq x \leq 4$  (both formulas agree at  $x = 2$ ). We subdivide the region at  $x = 2$  into subregions A and B, shown in Figure 5.30.

The limits of integration for region A are  $a = 0$  and  $b = 2$ . The left-hand limit for region B is  $a = 2$ . To find the right-hand limit, we solve the equations  $y = \sqrt{x}$  and  $y = x - 2$  simultaneously for  $x$ :

$$\begin{aligned} \sqrt{x} &= x - 2 && \text{Equate } f(x) \text{ and } g(x). \\ x &= (x - 2)^2 = x^2 - 4x + 4 && \text{Square both sides.} \\ x^2 - 5x + 4 &= 0 && \text{Rewrite.} \\ (x - 1)(x - 4) &= 0 && \text{Factor.} \\ x &= 1, \quad x = 4. && \text{Solve.} \end{aligned}$$

Only the value  $x = 4$  satisfies the equation  $\sqrt{x} = x - 2$ . The value  $x = 1$  is an extraneous root introduced by squaring. The right-hand limit is  $b = 4$ .

$$\begin{aligned} \text{For } 0 \leq x \leq 2: \quad f(x) - g(x) &= \sqrt{x} - 0 = \sqrt{x} \\ \text{For } 2 \leq x \leq 4: \quad f(x) - g(x) &= \sqrt{x} - (x - 2) = \sqrt{x} - x + 2 \end{aligned}$$

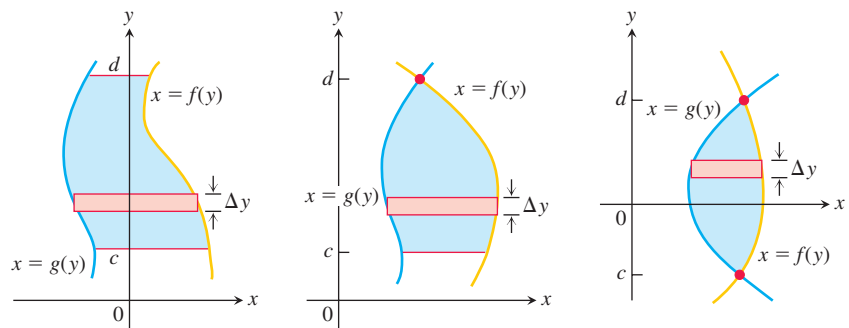
We add the areas of subregions A and B to find the total area:

$$\begin{aligned} \text{Total area} &= \underbrace{\int_0^2 \sqrt{x} \, dx}_{\text{area of A}} + \underbrace{\int_2^4 (\sqrt{x} - x + 2) \, dx}_{\text{area of B}} \\ &= \left[ \frac{2}{3} x^{3/2} \right]_0^2 + \left[ \frac{2}{3} x^{3/2} - \frac{x^2}{2} + 2x \right]_2^4 \\ &= \frac{2}{3} (2)^{3/2} - 0 + \left( \frac{2}{3} (4)^{3/2} - 8 + 8 \right) - \left( \frac{2}{3} (2)^{3/2} - 2 + 4 \right) \\ &= \frac{2}{3} (8) - 2 = \frac{10}{3}. \end{aligned}$$

### Integration with Respect to $y$

If a region's bounding curves are described by functions of  $y$ , the approximating rectangles are horizontal instead of vertical, and the basic formula has  $y$  in place of  $x$ .

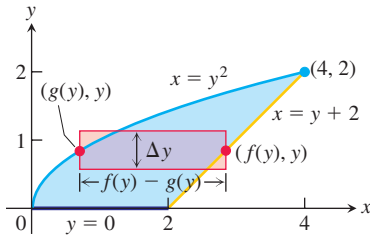
For regions like these:



use the formula

$$A = \int_c^d [f(y) - g(y)] \, dy.$$

In this equation  $f$  always denotes the right-hand curve and  $g$  the left-hand curve, so  $f(y) - g(y)$  is nonnegative.



**FIGURE 5.31** It takes two integrations to find the area of this region if we integrate with respect to  $x$ . It takes only one if we integrate with respect to  $y$  (Example 7).

**EXAMPLE 7** Find the area of the region in Example 6 by integrating with respect to  $y$ .

**Solution** We first sketch the region and a typical *horizontal* rectangle based on a partition of an interval of  $y$ -values (Figure 5.31). The region's right-hand boundary is the line  $x = y + 2$ , so  $f(y) = y + 2$ . The left-hand boundary is the curve  $x = y^2$ , so  $g(y) = y^2$ . The lower limit of integration is  $y = 0$ . We find the upper limit by solving  $x = y + 2$  and  $x = y^2$  simultaneously for  $y$ :

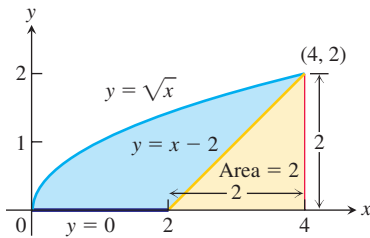
$$\begin{aligned} y + 2 &= y^2 && \text{Equate } f(y) = y + 2 \text{ and } g(y) = y^2. \\ y^2 - y - 2 &= 0 && \text{Rewrite.} \\ (y + 1)(y - 2) &= 0 && \text{Factor.} \\ y = -1, \quad y = 2. &&& \text{Solve.} \end{aligned}$$

The upper limit of integration is  $b = 2$ . (The value  $y = -1$  gives a point of intersection *below* the  $x$ -axis.)

The area of the region is

$$\begin{aligned} A &= \int_c^d [f(y) - g(y)] \, dy = \int_0^2 [y + 2 - y^2] \, dy \\ &= \int_0^2 [2 + y - y^2] \, dy \\ &= \left[ 2y + \frac{y^2}{2} - \frac{y^3}{3} \right]_0^2 \\ &= 4 + \frac{4}{2} - \frac{8}{3} = \frac{10}{3}. \end{aligned}$$

This is the result of Example 6, found with less work. ■



**FIGURE 5.32** The area of the blue region is the area under the parabola  $y = \sqrt{x}$  minus the area of the triangle.

Although it was easier to find the area in Example 6 by integrating with respect to  $y$  rather than  $x$  (just as we did in Example 7), there is an easier way yet. Looking at Figure 5.32, we see that the area we want is the area between the curve  $y = \sqrt{x}$  and the  $x$ -axis for  $0 \leq x \leq 4$ , *minus* the area of an isosceles triangle of base and height equal to 2. So by combining calculus with some geometry, we find

$$\begin{aligned} \text{Area} &= \int_0^4 \sqrt{x} \, dx - \frac{1}{2}(2)(2) \\ &= \frac{2}{3}x^{3/2} \Big|_0^4 - 2 \\ &= \frac{2}{3}(8) - 0 - 2 = \frac{10}{3}. \end{aligned}$$

## EXERCISES 5.6

### Evaluating Definite Integrals

Use the Substitution Formula in Theorem 7 to evaluate the integrals in Exercises 1–48.

1. a.  $\int_0^3 \sqrt{y+1} \, dy$

b.  $\int_{-1}^0 \sqrt{y+1} \, dy$

2. a.  $\int_0^1 r\sqrt{1-r^2} \, dr$

b.  $\int_{-1}^1 r\sqrt{1-r^2} \, dr$

3. a.  $\int_0^{\pi/4} \tan x \sec^2 x \, dx$

b.  $\int_{-\pi/4}^0 \tan x \sec^2 x \, dx$

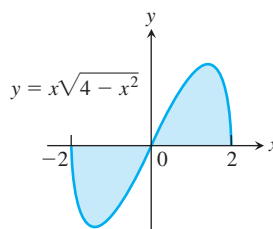
4. a.  $\int_0^\pi 3 \cos^2 x \sin x \, dx$       b.  $\int_{2\pi}^{3\pi} 3 \cos^2 x \sin x \, dx$
5. a.  $\int_0^1 t^3(1+t^4)^3 \, dt$       b.  $\int_{-1}^1 t^3(1+t^4)^3 \, dt$
6. a.  $\int_0^{\sqrt{7}} t(t^2+1)^{1/3} \, dt$       b.  $\int_{-\sqrt{7}}^0 t(t^2+1)^{1/3} \, dt$
7. a.  $\int_{-1}^1 \frac{5r}{(4+r^2)^2} \, dr$       b.  $\int_0^1 \frac{5r}{(4+r^2)^2} \, dr$
8. a.  $\int_0^1 \frac{10\sqrt{v}}{(1+v^{3/2})^2} \, dv$       b.  $\int_1^4 \frac{10\sqrt{v}}{(1+v^{3/2})^2} \, dv$
9. a.  $\int_0^{\sqrt{3}} \frac{4x}{\sqrt{x^2+1}} \, dx$       b.  $\int_{-\sqrt{3}}^{\sqrt{3}} \frac{4x}{\sqrt{x^2+1}} \, dx$
10. a.  $\int_0^1 \frac{x^3}{\sqrt{x^4+9}} \, dx$       b.  $\int_{-1}^0 \frac{x^3}{\sqrt{x^4+9}} \, dx$
11. a.  $\int_0^1 t\sqrt{4+5t} \, dt$       b.  $\int_1^9 t\sqrt{4+5t} \, dt$
12. a.  $\int_0^{\pi/6} (1-\cos 3t) \sin 3t \, dt$   
b.  $\int_{\pi/6}^{\pi/3} (1-\cos 3t) \sin 3t \, dt$
13. a.  $\int_0^{2\pi} \frac{\cos z}{\sqrt{4+3\sin z}} \, dz$       b.  $\int_{-\pi}^{\pi} \frac{\cos z}{\sqrt{4+3\sin z}} \, dz$
14. a.  $\int_{-\pi/2}^0 \left(2 + \tan \frac{t}{2}\right) \sec^2 \frac{t}{2} \, dt$   
b.  $\int_{-\pi/2}^{\pi/2} \left(2 + \tan \frac{t}{2}\right) \sec^2 \frac{t}{2} \, dt$
15.  $\int_0^1 \sqrt{t^5+2t}(5t^4+2) \, dt$       16.  $\int_1^4 \frac{dy}{2\sqrt{y}(1+\sqrt{y})^2}$
17.  $\int_0^{\pi/6} \cos^{-3} 2\theta \sin 2\theta \, d\theta$       18.  $\int_{\pi}^{3\pi/2} \cot^5 \left(\frac{\theta}{6}\right) \sec^2 \left(\frac{\theta}{6}\right) \, d\theta$
19.  $\int_0^{\pi} 5(5-4\cos t)^{1/4} \sin t \, dt$       20.  $\int_0^{\pi/4} (1-\sin 2t)^{3/2} \cos 2t \, dt$
21.  $\int_0^1 (4y-y^2+4y^3+1)^{-2/3} (12y^2-2y+4) \, dy$
22.  $\int_0^1 (y^3+6y^2-12y+9)^{-1/2} (y^2+4y-4) \, dy$
23.  $\int_0^{\sqrt{\pi^2}} \sqrt{\theta} \cos^2(\theta^{3/2}) \, d\theta$       24.  $\int_{-1}^{-1/2} t^{-2} \sin^2\left(1+\frac{1}{t}\right) \, dt$
25.  $\int_0^{\pi/4} (1+e^{\tan \theta}) \sec^2 \theta \, d\theta$       26.  $\int_{\pi/4}^{\pi/2} (1+e^{\cot \theta}) \csc^2 \theta \, d\theta$
27.  $\int_0^{\pi} \frac{\sin t}{2-\cos t} \, dt$       28.  $\int_0^{\pi/3} \frac{4 \sin \theta}{1-4 \cos \theta} \, d\theta$

29.  $\int_1^2 \frac{2 \ln x}{x} \, dx$       30.  $\int_2^4 \frac{dx}{x \ln x}$
31.  $\int_2^4 \frac{dx}{x(\ln x)^2}$       32.  $\int_2^{16} \frac{dx}{2x\sqrt{\ln x}}$
33.  $\int_0^{\pi/2} \tan \frac{x}{2} \, dx$       34.  $\int_{\pi/4}^{\pi/2} \cot t \, dt$
35.  $\int_0^{\pi/3} \tan^2 \theta \cos \theta \, d\theta$       36.  $\int_0^{\pi/12} 6 \tan 3x \, dx$
37.  $\int_{-\pi/2}^{\pi/2} \frac{2 \cos \theta \, d\theta}{1+(\sin \theta)^2}$       38.  $\int_{\pi/6}^{\pi/4} \frac{\csc^2 x \, dx}{1+(\cot x)^2}$
39.  $\int_0^{\ln \sqrt{3}} \frac{e^x \, dx}{1+e^{2x}}$       40.  $\int_1^{e^{\pi/4}} \frac{4 \, dt}{t(1+\ln^2 t)}$
41.  $\int_0^1 \frac{4 \, ds}{\sqrt{4-s^2}}$       42.  $\int_0^{\sqrt[3]{2}/4} \frac{ds}{\sqrt{9-4s^2}}$
43.  $\int_{\sqrt{2}}^2 \frac{\sec^2(\sec^{-1} x) \, dx}{x\sqrt{x^2-1}}$       44.  $\int_{2/\sqrt{3}}^2 \frac{\cos(\sec^{-1} x) \, dx}{x\sqrt{x^2-1}}$
45.  $\int_{-1}^{-\sqrt{2}/2} \frac{dy}{y\sqrt{4y^2-1}}$       46.  $\int_0^3 \frac{y \, dy}{\sqrt{5y+1}}$
47.  $\int_0^1 \frac{\tan^{-1} x}{1+x^2} \, dx$       48.  $\int_{-\sqrt{3}}^{1/\sqrt{3}} \frac{\cos(\tan^{-1} 3x)}{1+9x^2} \, dx$

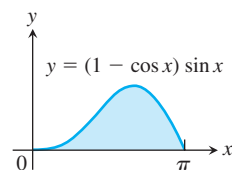
## Area

Find the total areas of the shaded regions in Exercises 49–64.

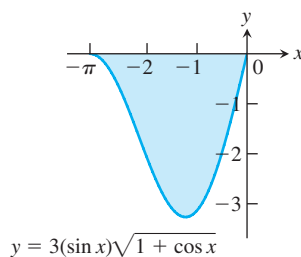
49.



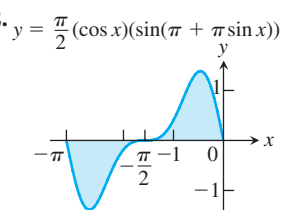
50.



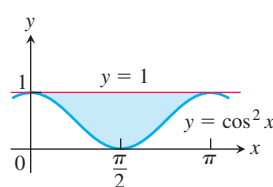
51.



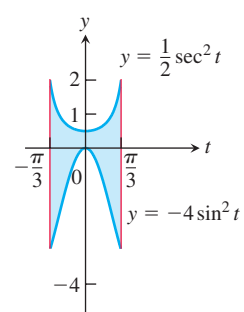
52.

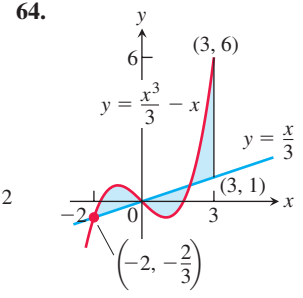
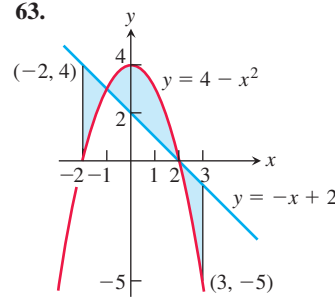
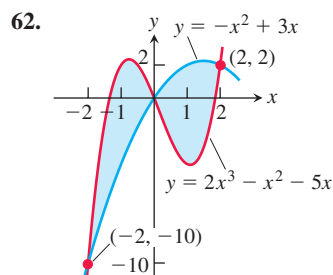
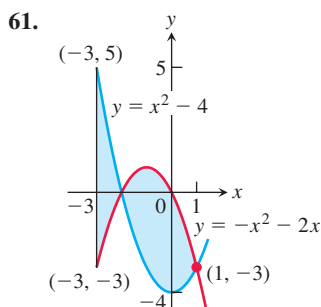
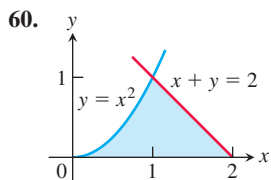
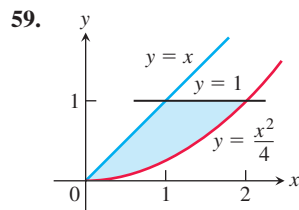
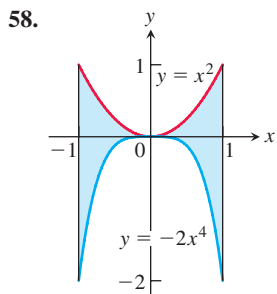
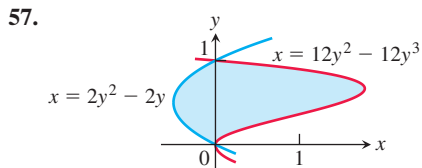
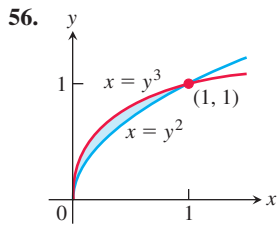
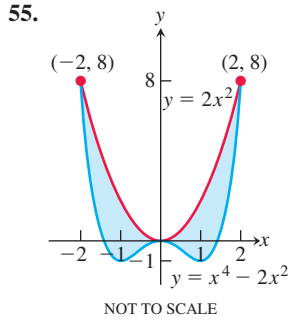


53.



54.





Find the areas of the regions enclosed by the lines and curves in Exercises 65–74.

65.  $y = x^2 - 2$  and  $y = 2$     66.  $y = 2x - x^2$  and  $y = -3$   
 67.  $y = x^4$  and  $y = 8x$     68.  $y = x^2 - 2x$  and  $y = x$   
 69.  $y = x^2$  and  $y = -x^2 + 4x$   
 70.  $y = 7 - 2x^2$  and  $y = x^2 + 4$   
 71.  $y = x^4 - 4x^2 + 4$  and  $y = x^2$   
 72.  $y = x\sqrt{a^2 - x^2}$ ,  $a > 0$ , and  $y = 0$   
 73.  $y = \sqrt{|x|}$  and  $5y = x + 6$  (How many intersection points are there?)  
 74.  $y = |x^2 - 4|$  and  $y = (x^2/2) + 4$

Find the areas of the regions enclosed by the lines and curves in Exercises 75–82.

75.  $x = 2y^2$ ,  $x = 0$ , and  $y = 3$   
 76.  $x = y^2$  and  $x = y + 2$   
 77.  $y^2 - 4x = 4$  and  $4x - y = 16$   
 78.  $x - y^2 = 0$  and  $x + 2y^2 = 3$   
 79.  $x + y^2 = 0$  and  $x + 3y^2 = 2$   
 80.  $x - y^{2/3} = 0$  and  $x + y^4 = 2$   
 81.  $x = y^2 - 1$  and  $x = |y|\sqrt{1 - y^2}$   
 82.  $x = y^3 - y^2$  and  $x = 2y$

Find the areas of the regions enclosed by the curves in Exercises 83–86.

83.  $4x^2 + y = 4$  and  $x^4 - y = 1$   
 84.  $x^3 - y = 0$  and  $3x^2 - y = 4$   
 85.  $x + 4y^2 = 4$  and  $x + y^4 = 1$ , for  $x \geq 0$   
 86.  $x + y^2 = 3$  and  $4x + y^2 = 0$

Find the areas of the regions enclosed by the lines and curves in Exercises 87–94.

87.  $y = 2 \sin x$  and  $y = \sin 2x$ ,  $0 \leq x \leq \pi$   
 88.  $y = 8 \cos x$  and  $y = \sec^2 x$ ,  $-\pi/3 \leq x \leq \pi/3$   
 89.  $y = \cos(\pi x/2)$  and  $y = 1 - x^2$   
 90.  $y = \sin(\pi x/2)$  and  $y = x$   
 91.  $y = \sec^2 x$ ,  $y = \tan^2 x$ ,  $x = -\pi/4$ , and  $x = \pi/4$   
 92.  $x = \tan^2 y$  and  $x = -\tan^2 y$ ,  $-\pi/4 \leq y \leq \pi/4$   
 93.  $x = 3 \sin y \sqrt{\cos y}$  and  $x = 0$ ,  $0 \leq y \leq \pi/2$   
 94.  $y = \sec^2(\pi x/3)$  and  $y = x^{1/3}$ ,  $-1 \leq x \leq 1$